


Instruction for the Self-Check In process at



Procedure for **pick-up**



Access to Self-Check In computer



1. The driver is asked to park his truck at the parking site following the road sign **“Abholung”**.



2. He can reach the Self-Check In computer by foot located at the Check-In facility.

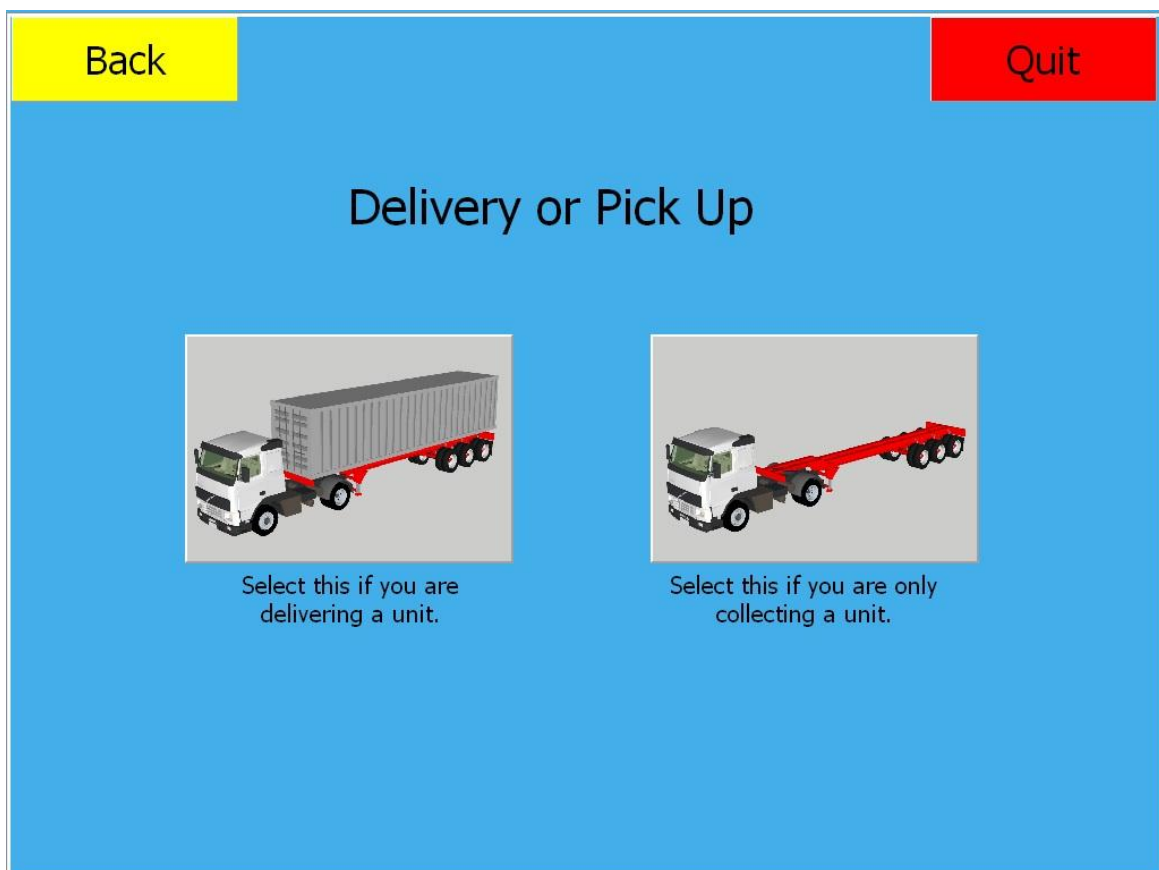
Attention:

- ➔ Drivers owning a permanent identification (ID) to KTL can enter the agency directly. without using the Self-Check In

Manual for Self-Check In computer



1. Choose your preferred language by touching the flag with your finger or the provided pen.



2. Press the picture on the right for picking up a loading unit at the terminal.

Back Quit

Do you have a season pass?

Yes No

3. Request: Do you hold a permanent ID to the agency?

- By choosing "YES" → **STOP** here, please go to the agency
- By choosing "NO" → continue with **step 4**

Back Quit

Enter Personal Details

Firstname* Max

Lastname* Mustermann

Company* Musterfirma

License Plate* AB-CD 1

Next

Esc ^ 1 2 3 4 5 6 7 8 9 0 ß ' ←

→ q w e r t z u i o p ü + # Entf 7 8 9


Feststell a s d f g h j k l ö ä ← 4 5 6

↑ < y x c v b n m , . - _ ↑ 1 2 3

← ↓ → 0 ,

4. Please fill in the description fields with the provided keyboard on the display and press **"NEXT"**

Please collect RFID card from the reader!



5. Please take your temporary ID Card. You may now enter the Agency by passing the security turnstile.